

# SWEEPER-WP

Sweeper WP is a type of a speed gate, that can be used outdoors on the areas with increased level of humidity (nearby such facilities as waterparks, swimmingpools, reservoirs etc.). It has a waterproof and construction.

Sweeper-WP speed gate is a perfect solution where contemporary aesthetics and functionality are required, as well as reliably protected mechanism of speed gate.



*THE PERFECT SOLUTION OF FUNCTIONALITY AND CONTEMPORARY AESTHETIC DESIGN IN COMBINATION WITH ENVIRONMENTAL WEATHER RESISTANCE*

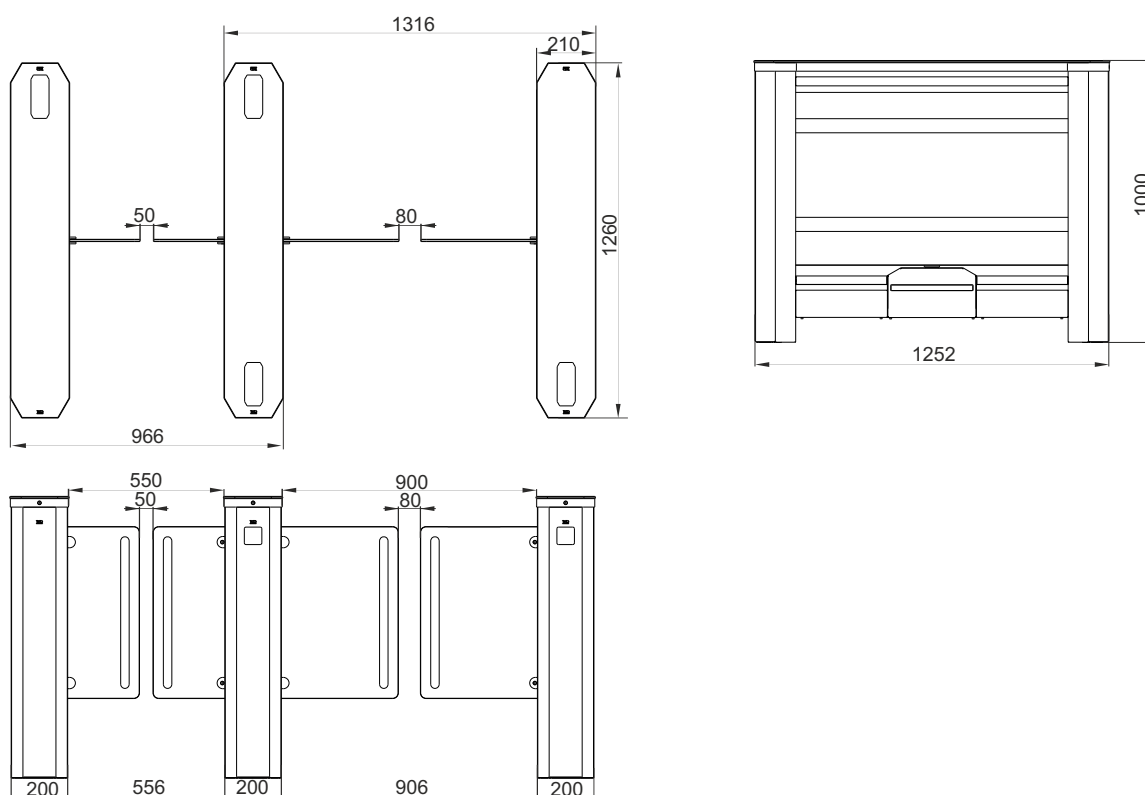


## Key features:

- BMDrive® - a reliable mechanism with a powerful BLDC gear motor ensures long term maintenance-free operation.
- Environmental weather resistance and waterproof.
- The speed gate is equipped with the smart self-diagnosing system.
- An innovative controller with an OLED display and buttons for easy setup and configuration without special programmers.
- Digital control of force and leaf speed in combination with safety sensors prevent a person from being struck by a leaf, even in case of an unauthorized passage.
- The sensor system allows detecting the passage of a person with luggage, or arranging a free exit without the need for identification.
- Elegant cabinets a equipped with integrated LED lighting showing access status and card reader area.
- The ability to customize housing design and top lid.
- Low power consumption.
- Can be integrated with any type of access control systems.
- A wired remote control panel in standard kit.
- In case of power failure, leaves could be opened manually (fail-safe).




# TECHNICAL SPECIFICATIONS /

Model	Sweeper-WP
Unit width	210 mm
Unit length	1260 mm
Unit height	1000 mm
Passage width	550 / 900 mm
Open or close speed	0,3 / 0,6 s
Mechanism	BMDrive® servo-driven (BLDC)
Locking system	ToothLock®
Mean time to failure	MCBF 10 000 000 cycles
Protective level	IP54
<b>Electrical Specifications:</b>	
Maximum power consumption	160 W
Voltage	- from the AC (100-240)V, 50/60Hz - from a DC source 12 V
Indication	DotLights®, RFIDLights®, EdgeLights®
<b>Materials:</b>	
Standard housing	Brushed SS AISI 304
Available housing	- Brushed SS AISI 316 - Polished SS AISI 304 - Polished SS AISI 316 - Powder coated RAL
Top lid	Solid glass top




Specifications are subject to change without prior notice



 [www.tiso.global](http://www.tiso.global)  
 +380 (44) 291-21-11  
 [sales@tiso.global](mailto:sales@tiso.global)



# STANDARD FEATURES




## LEAFLIGHT®

Impressive illumination of the leaves can be in three colors (standard), marking the status of passage: blue - standby mode; green - access authorized; red - access denied.



## CONTROL PANEL

The wired control panel goes in a standard set. Allows to implement a single passage, a free passage, as well as blocks an access and activates the anti-panic function.



## SAFETY SENSORS, ANTI-TAILGATING FUNCTION

High-precision sensors that identify the unauthorized passage of two or more people (antitailgating function). At the same time safety sensors guarantee safe passage for people with luggage or trolleys - the gates won't close until the person finishes the passage.




## UPS FUNCTION

A complex UPS system that automatically switches power to work from the back-up battery. This allows you to use all the functions of the speed gate in case of power fail.



## LED INDICATIONS


Bright and attention-grabbing RFIDLIGHT® (LED light of card reader area) and DotLight® (LED lighting display showing access status).



## PLACE FOR RFID INSTALLATION

Place for RFID installation is provided in the standard configuration of the speedgate.

# ADDITIONAL OPTIONS /



## PATTERN APPLICATION

Unique signatures, customized patterns, logos and others can be placed on the leaves, housing or top lid of speed gates.



## MP3 AUDIO MODULE

Audio signals for unauthorised access / authorised access / closing / opening / alarm.




## KEYFOBS FOR RADIO REMOTE CONTROLLER

Minimalistic keyfobs for opening and blocking the passage.



## INTEGRATION OF CUSTOMIZED ACS

Any access control systems upon request (e.g. RFID device, coin acceptor push button, fingerprint, face recognition, barcode and QRcode reader).




## TWIC WIRELESS CONTROL PANEL

TiSO TWIC were developed for the remote control of multiple lines of turnstiles. The space saving 10" touch screen display can be located at a reception desk or within security control areas.




## SUPER CAPASITOR

Maintenance of a free power package for emergency automatical one time opening of the speed gate.



## FOOTPRINT ILLUMINATION

LED illumination of the footprint of the speed gate housing. The color of the light may vary depending on your request.



## MOBILE PLATFORM

Ensures quick temporary speed gate installation. As well as can be installed in areas where it is impossible to drill the floor.



## EXIT BUTTON

A convenient option that allows you to organize an exit by using a touch free button.

# ADDITIONAL OPTIONS /

RANDOMIZER  
RANDOMIZER  
RANDOMIZER

## RANDOMIZER

This mechanism automatically randomly selects a person for verification, without the influence of the human factor.



## CARD COLLECTOR INTEGRATION

Possible to integrate the automatic card collector into the speed gate housing.




## RFID READERS T-PROX MINI

Reader operates with 125 kHz cards, Mifare, Mifare Plus and mobile credentials U-Prox ID over NFC and over 2.4 GHz radio.




## JUMPING OVER TOP LEAD ALARM

Weight sensors detect over 10 kg impact on the top lid and activate alarm.



## COUNTER OF PASSAGES

Automatic counting of the number of passes.



## ALARM BUZZER

Sound alarm during unauthorised access.